



Enhance

and add value to your home with custom-built **Visage**® windows, doors & conservatories

Visage® *Beautifully made. Reassuringly strong.*

HIGH SECURITY UPVC WINDOWS, DOORS & CONSERVATORIES

Visage®

So much nicer to come home to...

In an everchanging world it's reassuring to know that there are still some things in life you can really rely on.

Style, strength, warmth, safety and security are things we all strive for and value.

As a homeowner, it's comforting to know that Visage® embraces these values in a window, door and conservatory system that surpasses all expectations and sets the standards for others to follow.

Beautifully made. Reassuringly strong. Visage® is so much nicer to come home to.




Contents



Pages 3-4

Stylish, Safe.

Visage® - better built, but above all, better looking. We highlight some of the design features and finishes that can enhance the appearance of your home.



Pages 5-6

Secure.

Find out what makes Visage® windows, doors and conservatories a better buy and 'Tough on Crime'.



Page 7

Eco-Friendly.

With an ever increasing focus on helping the environment, Visage offers a range of energy efficient windows designed to retain heat and significantly reduce the amount of energy you use and the money you spend on heating costs.



Pages 8-10

Windows.

Don't be fooled into thinking that all PVCu windows and doors are the same. View our window gallery to see the options available to suit your home.



Pages 11-13

Doors.

A grand entrance for your home and a great deterrent to would-be intruders.



Pages 14-20

Conservatories.

A room like no other. Add style and value to your home with a choice of custom-built conservatory designs to suit period and contemporary properties.

What to look for in a window or door
We've combined you can't buy better!

Windows	High Security Doors	High Security PVCu Doors	High Security PVCu Windows	High Security PVCu Conservatories
<ul style="list-style-type: none"> Energy Efficient Secure Stylish Easy to Clean Low Maintenance Long Lasting Weather Resistant Sound Insulation Fire Resistant UV Resistant Easy to Operate Wide Range of Options Good Value Reliable Easy to Install Good Customer Service Wide Range of Colors Wide Range of Finishes Wide Range of Sizes Wide Range of Shapes Wide Range of Materials Wide Range of Accessories Wide Range of Options Wide Range of Colors Wide Range of Finishes Wide Range of Sizes Wide Range of Shapes Wide Range of Materials Wide Range of Accessories 	<ul style="list-style-type: none"> Energy Efficient Secure Stylish Easy to Clean Low Maintenance Long Lasting Weather Resistant Sound Insulation Fire Resistant UV Resistant Easy to Operate Wide Range of Options Good Value Reliable Easy to Install Good Customer Service Wide Range of Colors Wide Range of Finishes Wide Range of Sizes Wide Range of Shapes Wide Range of Materials Wide Range of Accessories 	<ul style="list-style-type: none"> Energy Efficient Secure Stylish Easy to Clean Low Maintenance Long Lasting Weather Resistant Sound Insulation Fire Resistant UV Resistant Easy to Operate Wide Range of Options Good Value Reliable Easy to Install Good Customer Service Wide Range of Colors Wide Range of Finishes Wide Range of Sizes Wide Range of Shapes Wide Range of Materials Wide Range of Accessories 	<ul style="list-style-type: none"> Energy Efficient Secure Stylish Easy to Clean Low Maintenance Long Lasting Weather Resistant Sound Insulation Fire Resistant UV Resistant Easy to Operate Wide Range of Options Good Value Reliable Easy to Install Good Customer Service Wide Range of Colors Wide Range of Finishes Wide Range of Sizes Wide Range of Shapes Wide Range of Materials Wide Range of Accessories 	<ul style="list-style-type: none"> Energy Efficient Secure Stylish Easy to Clean Low Maintenance Long Lasting Weather Resistant Sound Insulation Fire Resistant UV Resistant Easy to Operate Wide Range of Options Good Value Reliable Easy to Install Good Customer Service Wide Range of Colors Wide Range of Finishes Wide Range of Sizes Wide Range of Shapes Wide Range of Materials Wide Range of Accessories

Pages 21-22

Be confident.

As one of the very best systems on the market, we're convinced you can't buy better. But don't just take our word for it! Follow this easy to use tick chart and see for yourself.





Stylish

With a comprehensive selection of styles and designs to choose from you can be confident that **Visage®** will enhance your home

Choose from traditional chamfered frames or a stylish sculptured finish.

Our range is available in brilliant white, golden oak, and rosewood, or a rich rosewood or oak finish on the outside and brilliant white on the inside, and now a superb range of colours as shown on page 8.

Visage **TOTAL70**
Bevelled



Visage **TOTAL70**
Sculptured



Visage® The comfort in knowing that you've chosen the right product for you and your home

Visage® excels in providing a choice of innovative design options aimed at reducing the risk of injury for everyone in the home.

Nothing has been left to chance and no compromises have been made in the pursuit of a highly secure and safe product range.

Visage® can offer essential means of escape in the event of a fire, prevent young children from falling from first floor windows with the convenience of traditional locking.

Restrictor Hinge

A thoughtful touch, the restrictor hinge (available as an option) keeps young children safe and secure whilst being child-proof in operation.

This innovative hinge limits the opening of the window preventing anyone from accidentally falling. A pressure pad concealed within the hinge mechanism allows the window to be opened fully by an adult.

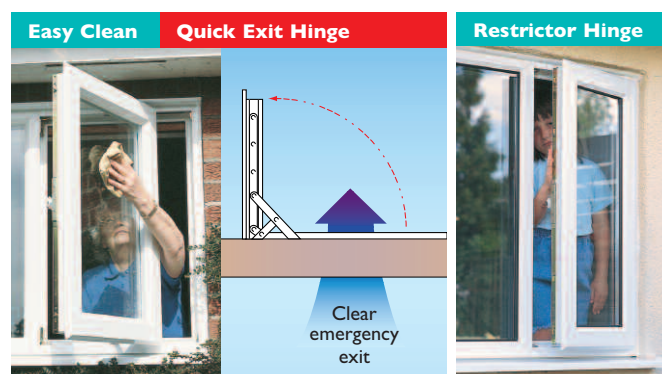
The restrictor hinge is recommended for windows fitted in children's bedrooms.



Safe



Options



The quick exit hinge can be opened to allow an unrestricted means of escape in an emergency while the easy clean facility is designed for everyday use.

Secured by Design



Official Police Security Initiative

"Secured by Design"

is the official UK Police initiative supporting effective crime prevention and security standards for a large range of products.

- The SBD logo is the only symbol that guarantees national Police approval of a product.
- "Visage" windows and doors meet the "Police Preferred Specification" and as such are "Secured by Design"

Secure Visage® The ultimate high security

The Visage® window, door & conservatory system is fully engineered to meet the everyday occurrence of break-ins, severely limiting chances of successful intrusions over lesser specified windows. Here we explain the features & benefits of this high security PVCu system, plus why we believe that every home should have them.

3 4 5 6

Hardened steel shootbolt and roller locking – an uncompromising combination

The solid, bi-directional locking bolts anchor the opener securely into the top and bottom of the frame and, with the roller locking, ensures the opener receives all-round protection.



STRONG PRECISION SHOOTBOLTS ON WINDOW TOP & BOTTOM

ROLLER ON WINDOW TOP AND BOTTOM

STRONG STEEL MECHANISM BANDING




3

4

7

Locking wedge

Fitted at the hinge side of windows over 800mm, the locking wedge acts as an additional anti-lever security device.



1

7

2

1 2

Hingeguards

Hingeguard is the ideal solution to the provision of extra security to the hinged side of a window. Designed to engage only when the window is under attack, the security plates prevent disengagement by supporting the friction hinge.

Extensive testing has confirmed that where Hingeguard security plates are used in conjunction with friction hinges, the windows have exceeded the security requirements of BS 7950.

- Tested to 30,000 cycles (55 years heavy usage)

FIRM CLOSURE PROVIDES A WEATHER TIGHT AND SECURE SEAL



HINGEGUARD STAINLESS STEEL CONSTRUCTION

SMOOTH AND TROUBLE FREE OPERATION

The steel screws used to assemble Visage® windows and doors are of a grade that have been independently tested to withstand 500 hours of highly corrosive salt spray.



8

Centre lock

The next generation of window locking, with its central twin locking, replaces the out-dated single deadbolt. The twin locks powerfully grip the window frame, preventing potential attack from a jemmy or crowbar. Visage® windows have been tested to BS 7950, the British Standard that relates to resistance against forced entry.



5

6




GUARANTEE

In the unlikely event of a break-in, Yale will pay up to £1000 towards your insurance costs (terms and conditions apply - ask your retailer for details).

system - Designed to prevent intrusion and be tough on crime.

High Security PVCu Doors



4 5

Hingebolts

Two protruding hingebolts make the door secure on the hinge side by snugly fitting into an aperture in the frame's steel reinforcement.



1 2 3

Endurance tested hinges

Powerful hinges fitted as standard.



8 9

Hardened hookbolts

Two Hookbolts and trademark anti-lift pins for the highest level of security



13

Stainless Steel Handles

for ultimate corrosion free performance



10

Central Deadbolt

Centre deadbolt secures and protects the centre of the door from attack and makes it one of the strongest and most durable systems on the market.



6 7

Rollercam locks

4 bi-directional rollercams guide the lock into position and are used to help the door make a weathertight seal in its frame. They also act as an effective anti-lever device.



12

Latest one-piece steel locking keep new

The keep runs down the entire depth of the door, giving maximum security.

Slam shut option on doors.

The slam shut facility is available as an option on single doors, offering a similar operation to a conventional latch associated with a traditional wooden door. Once the door is closed it can only be opened from the outside with a key. To fully engage the locking system the handle must be raised and key locked.

11

For the Ultimate Security Upgrade

Fit Visage TS007
3 Star cylinders as recommended by the Police



Secured by Design



Official Police Security Initiative K1569507



Unlike some lesser specified door systems, corrosion-resistant, hardened steel screws are used throughout and all of the locking keeps are screwed into the steel reinforcement and not just the plastic!

Stylish - Safe - Secure

Eco-friendly

With an ever increasing focus on helping the environment, Visage offers a range of energy efficient windows and doors designed to retain heat and significantly reduce the amount of energy you use and the money you spend on heating costs.



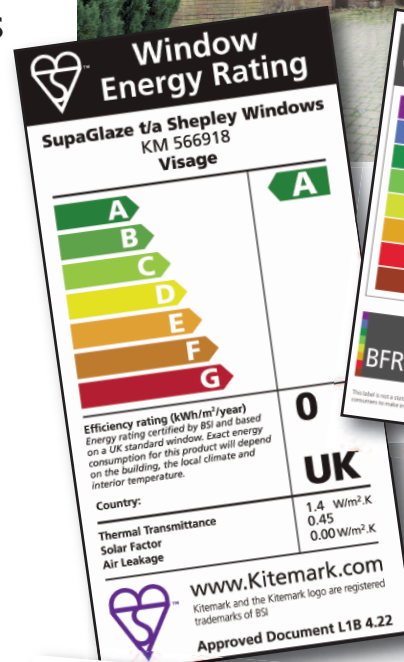
In accordance with the Kitemark Window Energy Rating Scheme and Energy Saving Trust guidelines, Visage windows meet the requirements of the A-G energy rating scale* (this is a similar scale to that which can be found on many household white goods.)

- Windows and doors rated grade C and above are recognised as being energy efficient. In keeping with the government's plan to reduce carbon emissions, Visage's Energy Efficient windows and doors enable you to lower household CO2 emissions, thus reducing your carbon footprint.
- From October 2010, the Building Regulations state that it is mandatory to install at least C rated windows.
- Our pledge to helping the environment doesn't end here, we are also committed to minimising the amount of waste produced during the manufacturing process and aim to recycle as many waste materials as possible.

* Subject to glass construction used

Visage® Fully integrated for better performance and better looks

With Visage® windows and doors, the glazing gasket is manufactured as an integral part of the PVCu frame and glazing beads. This improved specification makes a surer seal around the whole of the frame; prevents the problem of gasket shrinkage; and, because they are slimmer and flush with the frame, the gaskets are less visible.




A+ WER Windows now available in the 5 Chamber TOTAL White System.

Latest Triple Glazed option for 'U' values down to 1.2 w/m²k as standard and even as low as 0.9 w/m²k.

Windows

Internally glazed with a choice of designs and glazing styles, Visage windows allow you to transform your home to suit your individual taste.

Constructed using some of the finest, low maintenance materials, Visage is available in a choice of effects, with additional options of Rosewood or Oak finishes and even coloured profiles.



Colour Options (other colours available on request)



Mahogany Rosewood Oak Irish Oak Grey Grained Grey Smooth Elephant Grey Cream Grained Chartwell Green Black Brown Whitegrain





Special Designs

take your pick from these special features that can enhance your choice even more.



Tilt & Turn Windows

Versatile and practical, tilt and turn windows have the benefits of controlled ventilation and easy cleaning.



Tilt position

Turn position



Vertical Sliding Windows

Vertical sliding sash windows perfectly replicate the traditional features of old wooden sash windows, but with all the benefits of low maintenance PVCu.



Run-thru Sash Horns



Astragal Bars

Doors

With a wide range of residential doors, patio and French doors, Visage enables you to purchase quality products that will suit your property and satisfy your personal tastes

Visage® Designs to suit the most discerning - practical and stylish.



PVCu Styles NEW



Flintshire



Yorkshire




Lancashire




Cumbria

Composite



Balmoral 3



Bamburgh

Residential doors

A combination of style, multi-point security and warp-free weatherproofing. Meticulously designed to keep out the wind, rain and unwelcome visitors. Visage® doors are not only durable but highly desirable.

Standard specifications include a fully welded frame, corrosion resistant fixings, stainless steel locks for smooth and consistent operation and galvanised steel reinforcement used where necessary for extra strength.



Stable Door



Composite doors

Solid high security doors that perfectly replicate the look and feel of timber in a low maintenance weatherproof finish that's guaranteed to last for years.


These beautifully moulded and richly grained doors are available in a range of elegant styles and colours to suit your style and individual taste. For more details please ask your retailer for a Visage® composite door brochure.



Colour Options



White



Red




Black



Green



Blue




Powder Blue



Anthracite Grey



Pottery




Elephant Grey




Claret Red



Chartwell Green



Duck Egg Blue



Sage Green



Stoney Ground



Rosewood



Oak



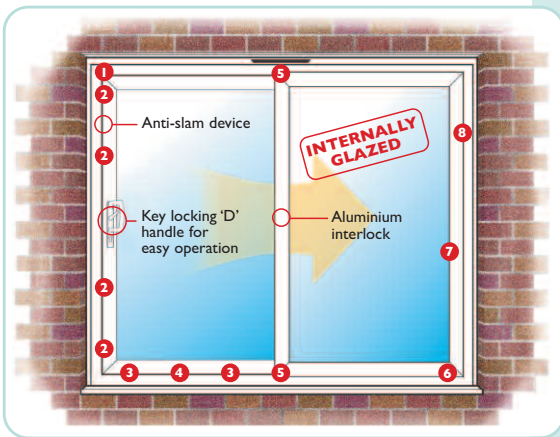
Cream

Patio and French doors

For both aspects, inside and out, Visage® Patio and French doors add a graceful, luxurious touch to any home or conservatory. Practical and convenient in configuration, their wide opening provides maximum ventilation and unrestricted access - not to mention a wonderful, satisfying view of your garden.



Stylish but also very secure. The Visage® inline patio door is assembled in a way that makes it impossible to remove the sliding door from the outside and anti-lever, anti-lift and multi-point locking devices make Visage® more than a match for opportunist thieves who often view rear entrances as an easy route for forced entry into a home.



- 1 Anti-lift device, & running guide to improve location.
- 2 4 high security hookbolt locks built into a 1-piece keep.
- 3 Stainless steel track rollers for smooth operation.
- 4 Durable aluminium threshold.
- 5 Anti-lift devices.
- 6 Cushioning buffers-top and bottom.
- 7 Co-extruded twin glazing gasket.
- 8 Steel reinforced outer frame and sash.

Visage® French doors

Whilst still featuring the same build quality and security used in residential doors, the Visage® French door also offers locking handles on both doors operated by the same key.



Visage® Bi-folding doors

Enjoy the benefits of the outdoors with our innovative range of Bi-fold doors. These elegant, concertina doors add a real 'wow factor' to any home and create a large opening for easy access once folded back.



Conservatories

Quality conservatories built to enhance your home for your enjoyment all year round.

Beautifully made and reassuringly strong, using robust, weather resistant components, a Visage conservatory offers you a virtually maintenance free environment in which to relax and unwind.





What better way to while away the hours but in a custom-built conservatory with all the inherent strengths of the Visage® window and door system.

Beautifully made and reassuringly strong, using robust, weather resistant components, a Visage® conservatory offers you a virtually maintenance free environment in which to relax and refresh your mind.




Visage conservatories come in a selection of colours and the extensive range of design configurations means that you can enjoy a custom built building that will perfectly compliment your style of property.

<p>STRONG</p>	<p>SECURE</p> <p>Up to 9 locking points on each opening window</p>	<p>STYLISH</p>
----------------------	---	-----------------------

Colour Options (other colours available on request)

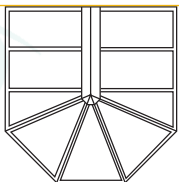


Victorian Conservatories

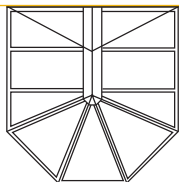


A classic design...

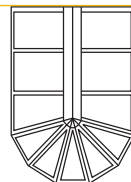
The Victorian adds style and character to both modern day and period homes.




3 facet Victorian



Double hipped 3 facet Victorian



5 facet Victorian



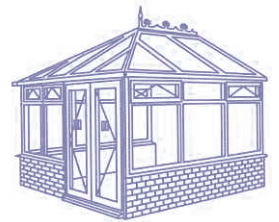
Double hipped 5 facet Victorian

Edwardian Conservatories

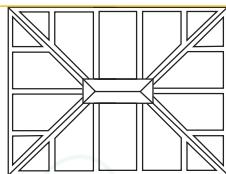
A timeless classic...

An elegance that echoes the architecture of the Edwardian era. The versatility of the apex roof makes the Edwardian a style that can be designed to complement homes of all sizes and indeed, all ages.


A classic that combines traditional values with modern day technology, the Edwardian is time enduring in every sense maximising inside space with style.



Edwardian



Double Edwardian



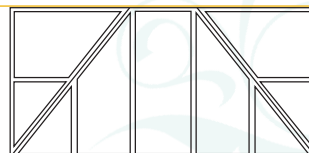
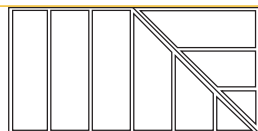


Gable End Edwardian

Sunlounge Conservatories

A place in the sun...

Tailor made with a hint of the mediterranean, the Sunlounge with its sloping roof is ideally suited for bungalows or for buildings with low eaves.

Its contemporary design can help you gain the maximum benefit from some of the smallest of spaces.



Sunlounge

Hipped Sunlounge

Double hipped Sunlounge

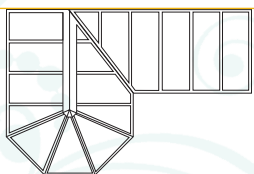
Combination & Bespoke Conservatories

A synergy of style...

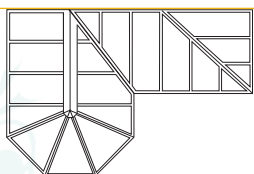
The combination is a mix of the modern with the more traditional. Its multi-faceted structure gives it a unique style and shape that makes it different from any other room in your home.

Tailored to your needs

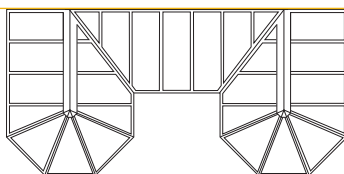
Aside from the Victorian, Edwardian, Sunlounge and Combination designs, Visage® conservatories can also be custom-designed to fit almost any area. The possibilities are quite literally endless, so don't limit yourself!



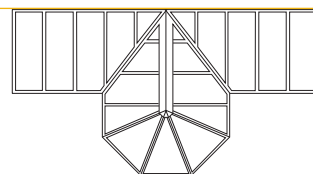
P-shaped 3 facet Victorian attached to Sunlounge



P-shaped 3 facet Victorian with hipped-end Sunlounge



Double fronted 3 facet Victorian with Sunlounge



T-shaped 3 facet Victorian with double Sunlounge

General advice and things to consider

Why a conservatory and why choose PVCu?



Conservatories have several distinct advantages over flat roofed or tiled, brick-built home extensions and, depending on the style you choose, they can also work out to be considerably cheaper to construct.


Conservatories are:

- One of the best ways to add value to your property.
- Ideal for those wanting to increase their living space without adversely affecting the amount of light that enters their home.
- Relatively easy to install and complete.
- Versatile enough to offer a multi-purpose room for all the family.
- Arguably a more attractive and stylish way of extending and enhancing the appearance of your home.
- In the majority of cases, exempt from Building Regulations and do not require planning permission.

PVCu is:

- Very durable and won't swell, warp, crack or rot.
- Virtually maintenance free.
- Light yet strong, with a multi-chambered frame design that offers better levels of insulation in comparison to timber or aluminium.
- The perfect match for replacement PVCu windows and doors.
- Equally as stylish as timber framed buildings and now available in a fully sculptured, Visage Ornate® profile.

CHOOSING THE RIGHT DESIGN




Before you go ahead and order, make sure that the design you're picking is ideally suited to match the style of your property. A well designed conservatory should complement and enhance the look of existing architecture. Most retailers can simulate how the chosen design will look with the use of CAD software to help make your decision a little simpler. It's also worth confirming that the building materials and, in particular, the bricks match with the existing masonry in style and colour. The positioning of doors and number of opening windows is also worth giving careful consideration to. And, don't forget that you don't have to restrict yourself to the more conventional designs - conservatories can be tailor made to fit in, or on, corners of your home or anywhere else come to that.

SIZE MATTERS

As a general rule, always try to go for the biggest size your budget will stretch to, whilst bearing in mind that the building will need to look in proportion to your existing property. An area of approximately nine square metres is probably the minimum amount of room required to enjoy a conservatory and consider the possible cost savings of a lean-to over a period-style design if you need more space for your money.

North, South, East or West?



The positioning of your conservatory will influence the ambience of the room at particular times during the day. In general the following applies:-

North facing: Subjected to the colder side of our climate but enjoying some morning sun.

South facing: The warmth of a conservatory on the sunny side of your property will be appreciated by both people and plants. Sufficient ventilation and shading will help to keep the room at a comfortable temperature during really hot spells.

East facing: Benefits from early morning sun, making it an ideal breakfast room.

West facing: Fairly well lit at the start of the day and benefits from the warmth of the sun in the afternoons and evenings - perfect for entertaining and dinner parties or simply somewhere to relax at the end of a busy day.

CONSERVATORY BUYERS' CHECKLIST

Apart from the main conservatory design and building work, make sure you account for everything by using this quick checklist.

- | | | |
|--|--------------------------------------|---|
| <input type="checkbox"/> Type of living area | <input type="checkbox"/> Furnishings | <input type="checkbox"/> Lights and sockets |
| <input type="checkbox"/> Flooring | <input type="checkbox"/> Heating | <input type="checkbox"/> Shading/blinds |

What to look for in a window or door

We're confident you can't buy better!

The outward appearance of most replacement windows and doors can be almost identical, but don't be fooled into thinking that all windows and doors are more or less the same. The quality of materials, construction, overall design, locking and weatherproofing systems can vary immensely from manufacturer to manufacturer. To help make you aware of the features you should consider when buying windows and doors, we've listed the main things to look for on this easy to use checklist. The specifications shown are standard on every Visage® window and door (unless shown as optional) and, as one of the very best systems on the market, we're convinced you can't buy better. But don't just take our word for it!

To compare our products with that of any of our competitors, please feel free to fill in the check boxes below.

Windows

	Visage®	Other	Other
Full 70mm frame depth with 3mm wall thickness. Stronger; improved thermal and acoustic performance and better fit with the existing plaster-line than 60mm systems.	<input checked="" type="checkbox"/>	<input type="checkbox"/>	<input type="checkbox"/>
Load bearing baypole. Makes the framework of windows that have to support walls or heavy loads structurally sound. (Optional)	<input checked="" type="checkbox"/>	<input type="checkbox"/>	<input type="checkbox"/>
Low level, integrated gasket. Less obtrusive, integrated gasket gives the window a cleaner appearance while providing an effective barrier against the British weather	<input checked="" type="checkbox"/>	<input type="checkbox"/>	<input type="checkbox"/>
Centre locks. The next generation of window locking, with central twin locking. The twin locks powerfully grip the window frame, preventing potential attack from a jemmy or crowbar. Visage® windows have been tested to BS 7950, the British Standard that relates to resistance against forced entry.	<input checked="" type="checkbox"/>	<input type="checkbox"/>	<input type="checkbox"/>
Hingeguard is the ideal solution to the provision of extra security to the hinged side of a window. Designed to engage only when the window is under attack, the security plates prevent disengagement by supporting the friction hinge.	<input checked="" type="checkbox"/>	<input type="checkbox"/>	<input type="checkbox"/>
Hardened steel shootbolts anchors the window securely to the opening edge and corners of the frame.	<input checked="" type="checkbox"/>	<input type="checkbox"/>	<input type="checkbox"/>
Hardened steel roller cams operate in unison with the centre lock and shootbolts to secure the window at both corners of the locking handle side, whilst providing compression to seal the opener to the frame.	<input checked="" type="checkbox"/>	<input type="checkbox"/>	<input type="checkbox"/>
A locking wedge that helps to locate the window firmly in its frame and acts as an additional anti-lever device on the hinge side. (Fitted to windows measuring over 800mm or more on the hinge side).	<input checked="" type="checkbox"/>	<input type="checkbox"/>	<input type="checkbox"/>
Stainless steel hinges, commonly seen as a weak spot by the would-be intruder; the unique hinge is tested to 30,000 cycles, the equivalent of 55 years use and can resist 4000 Newtons of force.	<input checked="" type="checkbox"/>	<input type="checkbox"/>	<input type="checkbox"/>
Restrictor hinge for child safety (optional). Limits the opening of the window to prevent children falling from first floor windows.	<input checked="" type="checkbox"/>	<input type="checkbox"/>	<input type="checkbox"/>
Fire escape hinge with easy clean facility as standard	<input checked="" type="checkbox"/>	<input type="checkbox"/>	<input type="checkbox"/>
Secured by Design is the official UK Police initiative supporting effective crime prevention and security standards for a large range of products.	<input checked="" type="checkbox"/>	<input type="checkbox"/>	<input type="checkbox"/>

Composite Doors

Through colour glass reinforced plastic door sashes for maximum durability and colour fastness.	<input checked="" type="checkbox"/>	<input type="checkbox"/>	<input type="checkbox"/>
U values as low as .9 Wm ² /k.	<input checked="" type="checkbox"/>	<input type="checkbox"/>	<input type="checkbox"/>
B.S.I Kitemark certification.	<input checked="" type="checkbox"/>	<input type="checkbox"/>	<input type="checkbox"/>
PVCu door frames made from world renowned PVC extruder Rehau.	<input checked="" type="checkbox"/>	<input type="checkbox"/>	<input type="checkbox"/>

Composite Doors (continued)

	Visage®	Other	Other
Yale 5 point high security multipoint locking with tapered hooks for maximum weatherproofing.	<input checked="" type="checkbox"/>	<input type="checkbox"/>	<input type="checkbox"/>
High security, police approved adjustable hinges for maximum weight carrying and long term stability.	<input checked="" type="checkbox"/>	<input type="checkbox"/>	<input type="checkbox"/>
Stainless steel handles/letter plates/knockers give long term piece of mind and corrosion resistance. Available in gold, chrome, black and satin.	<input checked="" type="checkbox"/>	<input type="checkbox"/>	<input type="checkbox"/>
Q Ion gasket seal for long term draught proofing.	<input checked="" type="checkbox"/>	<input type="checkbox"/>	<input type="checkbox"/>
Rehau door outerframe perfectly matches your Rehau windows.	<input checked="" type="checkbox"/>	<input type="checkbox"/>	<input type="checkbox"/>
Exclusive glass designs to give you that unique difference.	<input checked="" type="checkbox"/>	<input type="checkbox"/>	<input type="checkbox"/>
Superior grade fastenings for doors. For year-in, year-out dependability the screws used to assemble the Visage doors are of a grade that have been independently tested to withstand 500 hours of highly corrosive salt spray.	<input checked="" type="checkbox"/>	<input type="checkbox"/>	<input type="checkbox"/>
Secured by Design option, is the official UK Police initiative supporting effective crime prevention and security standards for a large range of products.	<input checked="" type="checkbox"/>	<input type="checkbox"/>	<input type="checkbox"/>
Aluminium strip down lock side to protect your door from everyday knocks and bumps.	<input checked="" type="checkbox"/>	<input type="checkbox"/>	<input type="checkbox"/>

UPVC Doors

Steel door locking mechanism, making it one of the strongest and most durable systems on the market.	<input checked="" type="checkbox"/>	<input type="checkbox"/>	<input type="checkbox"/>
One-piece steel locking keep, runs entire depth of the door for maximum security.	<input checked="" type="checkbox"/>	<input type="checkbox"/>	<input type="checkbox"/>
Door locking central deadbolt . Central deadbolt secures and protects the center of the door from attack and makes it one of the strongest and most durable systems on the market.	<input checked="" type="checkbox"/>	<input type="checkbox"/>	<input type="checkbox"/>
Lock keeps screwed into steel reinforcement. Unlike some lesser specified door systems, all of the lock keeps are screwed into the steel reinforcement and not just the plastic!	<input checked="" type="checkbox"/>	<input type="checkbox"/>	<input type="checkbox"/>
Hardened hookbolts.Two Hookbolts and trademark anti-lift pins for the highest level of security.	<input checked="" type="checkbox"/>	<input type="checkbox"/>	<input type="checkbox"/>
Two protruding hingebolts make the door equally secure on the hinge side by snugly fitting into an aperture in the frame's steel reinforcement.	<input checked="" type="checkbox"/>	<input type="checkbox"/>	<input type="checkbox"/>
Quality handles, highly durable corrosion resistant stainless steel handles, providing a tough, long lasting finish.The handle is available in gold, chrome, white, black and satin.	<input checked="" type="checkbox"/>	<input type="checkbox"/>	<input type="checkbox"/>
Secured by Design is the official UK Police initiative supporting effective crime prevention and security standards for a large range of products.	<input checked="" type="checkbox"/>	<input type="checkbox"/>	<input type="checkbox"/>

Hardware and Screws

Superior grade fastenings for doors and windows. For year-in, year-out dependability the screws used to assemble the Visage doors are of a grade that have been independently tested to withstand 500 hours of highly corrosive salt spray.	<input checked="" type="checkbox"/>	<input type="checkbox"/>	<input type="checkbox"/>
Corrosion resistant hardware for doors and windows.The screws, hinges and locking mechanisms are specified for their anti-corrosionqualities and carry a full supplier hardware guarantee as standard. (Subject to maintenance).	<input checked="" type="checkbox"/>	<input type="checkbox"/>	<input type="checkbox"/>

Visage® Tested, certified and manufactured to the very highest standards for proven safety, security and your peace of mind

As an industry acclaimed range of high security windows and doors, Visage® is manufactured to the requirements of the following accreditations:-

Secured by Design



Official Police Security Initiative

SECURED BY DESIGN

"Secured by Design" is the official UK Police initiative supporting effective crime prevention and security standards for a large range of products.

BS 7412

This covers important quality implications such as materials, construction, security, safety, as well as weather-tightness, operation and strength performance.



KM 544587

BS EN 12608 (BS 7413)

Specification for the high standard of extruded PVCu profile that goes into manufacturing the Visage® system. This license incorporates BS 5750 Part 2, a quality management system assurance declaration, and includes BS 6375 Part 1 concerning weatherability.



KM 13358

PAS 24

The specification for the enhanced security performance for casement windows.



KM 544588

BS EN ISO 9001: 2008/2015

Management system accreditation promoting excellence in corporate operating procedures from the simplest task to the most complex production order. This hard earned, prestigious standard is rigorously policed, ensuring that a high level of quality is met time after time by the manufacturers.

BSI PAS 23/24

Specification for the weatherability and enhanced security of doors.



KM596895 KM569507



Kirkby Lonsdale
Window Company

Visage®